

# AGENDA SUPPLEMENT (1)

Meeting: Children's Select Committee

Place: Council Chamber - Council Offices, Monkton Park, Chippenham, SN15  
1ER

Date: Tuesday 15 March 2022

Time: 10.30 am

---

The Agenda for the above meeting was published on 7 March 2022. Additional documents are now available and are attached to this Agenda Supplement.

Please direct any enquiries on this Agenda to Matt Hitch  
matthew.hitch@wiltshire.gov.uk, of Democratic Services, County Hall, Bythesea Road,  
Trowbridge, direct line 01225 718059 or email [matthew.hitch@wiltshire.gov.uk](mailto:matthew.hitch@wiltshire.gov.uk)

Press enquiries to Communications on direct lines (01225)713114/713115.

This Agenda and all the documents referred to within it are available on the Council's website at [www.wiltshire.gov.uk](http://www.wiltshire.gov.uk)

---

8 **Corporate Parenting Panel Bi-annual report (Pages 3 - 20)**

DATE OF PUBLICATION: 10 March 2022
------------------------------------

This page is intentionally left blank

**Wiltshire Council**

**Children's Select Committee**

**15 March 2022**

---

## **Update on Wiltshire's Corporate Parenting Panel (CPP)**

This is an update of the activities that have taken place since the full update to Council in October 2021 on the Corporate Parenting Panel (CPP). The annual report covered the period September 2020 to July 2021, so this report will cover the period August 2021 to January 2022

***"How does a child in care know that they are loved and they matter; who notices and encourages all the great things about them; and to whom can they turn when they are unhappy or want help to be heard?"***

Corporate Parenting Resource Pack, p5, 2019

### **1. CPP Data Scorecard**

1.1 The development of the new data set focuses on the main headline measures that look at direction of travel, comparisons with our statistical neighbours and national data to see whether we are performing well or could do better in the care of our children looked after and care experienced young people.

1.2 The performance report covers:

- Health & Wellbeing
- Safety & Security
- Child's voice
- Stability & Permanence
- Timely & Consistent Support
- Education
- Care leavers
- Fostering

1.3 Attached is the January 2022 CPP scorecard and narrative to support some of the data: (*Attached as Appendix 1*)

At the end Q3 we had 432 Children Looked After (CLA) and 311 care leavers.

### **Placement Stability:**

Placement stability remains strong. The % of CLA with 3 or more placement moves in the last 12 months was 7.6% within the target range of 7-10%. Similar Councils are at 11%.

% of CLA for more than 2.5 years and in placement for at least 2 years is at 78.1% which is above the target of 75% and above the 70% for similar local authorities.

### **Health Data**

% of children who have had a health assessment is at 94% just below target at 95%.  
% of children who have had a dental check will be reported in June 2022 CPP once this has been collated by the CCG. The KPIs for dental assessments early in the year showed the difficulties faced during the pandemic and there was support from the Chief Dental Officer for England to prioritise CLA

### **Education**

The 2020-21 performance of PEP timeliness was excellent at 100% for Statutory School Age, 99% for post 16 and 98% for early years; due to the Covid-19 Pandemic there had been no SATS for the end of KS2 for the last 2 years.

### **EET (Education, Employment & Training)**

The % of care leavers aged 17-18 in EET was at 58% which was slightly below the 60% target. Last year we ended above the average for England which is 65% and for statistical neighbours at 60%. The % of care leavers in 19-21 in EET was at 65% which was higher than both statistical neighbours and the England average. Targeted work will take place with those young people who are NEET with colleagues in the Education & Skills Team.

### **Children placed out of county or at a distance**

% CLA placed more than 20 miles from home was at 35.5% and within the target range – this was an improvement on last month and a year ago. Of those placed at distance - 9 are with connected carers and 24 long term matched, 33 in children's homes – 1 in a secure children's home, 1 in a Family Centre/Mother and Baby unit and 2 in residential schools.

### **Care Leaver - In touch**

The % of care leavers aged 17-18 we are in touch with and recorded on Liquid Logic was 88%, below the target of 95%. This data was reviewed through POG and which confirmed 100% of our Care Leavers 17 – 18yrs were in contact with and 98% of 19-21 year olds..

### **Care Leavers in Suitable Accommodation**

The % of care leavers in suitable accommodation aged 17-18 is reported at 84% related to 10 young people (54/64). This prompted a similar review at POG which confirmed the % of care leavers in suitable accommodation aged 19-21 was at 95% well above the 85% target.

## **2. Strategic Priorities**

2.1 Priorities are as follows and will form the basis for this report

### **Corporate Parenting Panel – Strategic Priorities 2020-2021**

#### **I need:**

1. To have links with my local community where I am trusted, respected and accepted. This means I can access the local community and I am not left out. *Cllr Laura Mayes - Support Officer – Rhys Schell*
2. Support for as long as I need it. *Cllr Simon Jacobs – Support Officer – Neil Adlam*

3. To feel and be safe. *Cllr Peter Hutton – Support Officer – Sara James*
4. To be heard – my voice is not the only way I am heard, it may come out as my behaviour. *Cllr Sam Pearce-Kearney – Support Officer – Jay Williams*
5. Support with my mental health especially at school, at a time and a place that suits me and not services. *Cllr Stewart Palmen – Support Officer – Saffia Ahmed*
6. Support to be the best I can. *Cllr Dominic Muns – Support Officer – Kathryn Davis*
7. Support to be healthy and this includes opportunities to be involved in new activities.  
*Cllr Jack Oatley – Support Officer – Chris Hussey – Young person lead*
8. A loving home where I have good relationships, respect and the opportunity to see my family. *Cllr Mary Champion – Support Officer – Michele Llewellyn*

**2.2 To have links with my local community where I am trusted, respected and accepted. This means I can access the local community and I am not left out.**

This is an area that is still being developed and will be the theme of the CPP in June 2022. However, as part of the Fostering Excellence programme Wiltshire Council began targeting local areas where there is a high need for foster carers last summer, starting with Trowbridge and then Devizes. In March the spotlight will be on the Calne area. By focusing recruitment where a child lives will enable them to continue to access their local community and keep local connections, education and support family time.



**Sprinkle some magic into a child's life**

**We have 17 children in the Calne area who need foster families – could you be one of them?**

**Call us 0800 169 6321**      **Text 'foster' to 60002**

**#FOSTERINGCALNE**

**FOSTERING with Wiltshire Council**

**2.3 Support for as long as I need it**

In September we had an update from council officer, Neil Adlam:

- There is an Adults Transition Meeting which takes place monthly which considers the needs young people requiring transition. Iona Payne (Head of Children in Care and Young People) co-chairs this Panel with Dan Wilkinson (Head of Learning Disability and Autism) which is the formal route to access adult social care for young people already open to the Families and Children's Directorate. There are good working relationships between the Personal Advisers and colleagues in adult social care.
- We always consider and seek to drive forward the young people's aspirations and to celebrate all good news stories around our teams and listen to what the young people are telling us. Each tiny step and every achievement is encouraged;
- We work across other Council Directorates and partner agencies to look at shadowing/work experience opportunities/apprenticeships opportunities for our young people;
- There are some websites we use to assist with finding employment – e.g. Work Wiltshire, [Young Work Wiltshire - Work Wiltshire](#)
- We have also developed the children looked after destination panel focusing on suitable accommodation when young people are transitioning independence. There are a range of options including Staying Put, Shared Lives, Step by Steps and supported lodgings. We also act as rent guarantor on behalf the council and provide financial support for those attending University.

2.4 In November 2021 we had a two-day visit from the National Advisor for Care Leavers, Mark Riddell. Some of the quotes from his formal letter to Terence Herbert, Chief Exec, were:

*"The local authority are in a good position to get to being great for care leavers"*

*"I was very impressed by the leadership and management approach that was ambitious, aspirational and I got a real sense of passion and commitment to have a better offer for care leavers across the whole service area"*

*"The Corporate Parenting Board is a very strong approach where elected members and senior officers/key partner agencies have identified champions"*

*"What was less clear was the dedicated offers from each key partner agency.....to get the best out of each key partner agency I would like the LA to develop a 'Whole Council Approach' and to consider holding a key partner event where each partner agency makes explicit their offer to care leavers"*

During the feedback sessions he described the Personal Advisors and managers as being passionate, determined and ambitious to do better for our care experienced young people.

An action plan has subsequently been created following Mark's visit highlighting areas for improvement and development including a key partner engagement event.

A Care Leaver Focused Ofsted 2-day visit took place at the end of January this year. The outcome from the visit letter highlighted:

*"Care leavers in Wiltshire receive the right support, at the right time, to help them make progress in their lives and a large majority have positive experiences. They are well*

*supported by a passionate, skilled, and stable workforce. Their individual achievements and successes are recognised and celebrated by workers, managers, leaders and elected members who are aspirational for them and share an ambition to be the best parents in the country. Leaders have a good understanding of service strengths and development areas and actively seek scrutiny and challenge from external sources and through regular and varied consultation with care leavers. This leads to plans which drive service improvement and help care leavers achieve their potential.”*

The report also went on to say:

*“The corporate parenting panel is inclusive of care leavers and provides effective scrutiny of the quality and impact of services received by care leavers.”*

The inspectors identified 2 areas for us to improve on and these were, “the frequency of supervision and recording of reflective practice discussion and actions” and “the depth of information gained from audits that focus on the experiences of care leavers, and the extent to which their voices are included in this work to help inform learning and service planning”. The service has already begun to address these areas.

## **2.5 To feel and be safe.**

This priority will be the theme at the March 2022 CPP

## **2.6 To be heard – my voice is not the only way I am heard, it may come out as my behaviour**

The Children in Care Council (CiCC) & Child and Youth Voice (CYV) Team continue to be regular participants at the CPP and have been involved in a range of activities over the last 6 months including:

- Hosting a successful weekend for CiCC members at the PGL Activity Centre in Swindon in September, 18 young people took part. This was an opportunity to recruit new CiCC members.
- Corporate Parenting Panel members were later invited to attend the Shared Guardian Session on 16 September 2021 where nine young people attended including some who had attended the PGL weekend. The “Promise” to young people was reviewed and discussed – it was agreed that all pledges were still relevant and the CiCC were asked to consider if they felt it was being delivered effectively and to be reported back to the CPP in January 2022.
- In line with a new CiCC structure Rhys Schell contacted the Community Engagement Managers (CEM) to look at different activities that CiCC can do around the county. Each CEM has been asked to come up with an activity that the CiCC can do each month
- The CYV Team with the Virtual School have been attending music sessions with CiCC members.
- The CYV Team are now represented on the VS Board of Governors
- A Dragon’s Den event was organised with a care leavers ‘walkabout’ which scrutinised the Care Leaver Local Offer.
- The Team have been working with the Virtual School to discuss what is working well and what they could do to improve support for young people;
- The use of the Mind of my Own app has gone well, and Wiltshire are now one of the top users in the Country.

- CICC have attended weekly sessions at the Kandu Arts Centre in Chippenham focussing on the theme for the fashion show which will be part of the Star Awards event in April 2022, celebrating our children and young people.
- The CICC and CYV have now set up a shadow Children's Fostering Panel for prospective foster carers and the first panel went really well. A young person reported that being involved with the YP Fostering Panel was a really exciting opportunity to have a say and to share their personal experiences to potential foster carers.
- We now have a fantastic group of 13 care experienced Youth Consultants who are aged 16+ who meet on a monthly basis and will be getting involved with different projects – pod casts, interviewing new staff members and inspections etc;

## **2.7 Support with my mental health especially at school, at a time and a place that suits me and not services.**

This priority was reviewed in December by Saffia Ahmed (In-Reach CAMHS) and the CICC Chair, Alex. CPP heard an update for the Voice Team following a 'Meet Your Leaders Session' in which mental and emotional health was the topic for discussion. Results of a survey were shared with leaders and an action plan developed in response, implementation will be monitored by the young people. A key here is the development of a dedicated 16-25 yrs emotional well-being pathway.

## **2.8 Support to be the best I can**

At CPP in September council officer, Kathryn Davis and Cllr Muns, lead a session on education, employment and training. This included Councillor Dominic Muns sharing a video where he met with two of our young people, with the support of the Post 16 Virtual School Officers (VSO's), Paula Page and Charlie Butler, to explore the priority 'Support to be the best I can'. The following was highlighted by Cllr Muns:

- Education is not just about classrooms and textbooks – support for students and pastoral care is really important – one of the young people shared the details of the support and encouragement that she found most valuable;
- The role that the VSOs play is absolutely vital to keep the young people focused and engaged. One young person shared they had fallen out of education and with the help and support of the VS they got back in and they were there to help navigate those obstacles. It was great to see the ambition and aspirations of the young people that hadn't always been the case for them – the VS had allowed them to see that they could aspire for more; and
- One of the young people had set their sights on attending the University that they had the opportunity to visit with the VS and the other young person was working towards a career in social care. The more experience we can give our young people, the more opportunities we create for them.

## **2.9 Support to be healthy and this includes opportunities to be involved in new activities**

This strategic priority is currently being reviewed by the lead Councillor, officer and young people to tighten the focus and ensure the right areas are concentrated on. Discussions have been had with the Child and Youth Voice team in understanding what



young people would like to see in place for this priority. There is also connections between this priority and priority 1, to have links with my local community.

**2.10 A loving home where I have good relationships, respect and the opportunity to see my family**

See attached correspondence at Appendix 2 between our council officer, Michele Llewellyn and the response from the lead young person for this priority.

3. In conclusion the CPP continues to review all priority areas and continues to work closely with the Children in Care Council and the Child and Youth Voice team ensuring young people are represented and their voices are heard. The CPP have been able to consider key performance indicators relating to children looked after and care experienced young people to ensure they are safe, have placement stability, have a good education, positive relationships, are prepared for adulthood, independent living and support high aspirations. The strategic priorities have been recently reviewed and developed by councillors, officers, and partners. The priorities will be reviewed by young people later in the year.

The Panel has gone from strength to strength over the last 6 months with membership being expanded and attendance is strong. The Chair has plans in place for the CPP to take place across different areas within the county to increase accessibility; and members and officers are continuing to build relationships with the Children in Care Council through attendance at their weekend activity sessions where invited.

Iona Payne  
Head of Children in Care and Young People  
04 March 2022

Appendix 1 CPP Data Scorecard as at January 2022  
Appendix 2 Correspondence between Michele Llewellyn and the response from the lead young person.

This page is intentionally left blank

# **Corporate Parenting Performance Report**

January 2022

Publication date: 11th January 2022

## Corporate Parenting Performance Report

The Corporate Parenting performance report provides a consolidated view of data about looked after children within Wiltshire local authority. It consists of 3 main elements.

1. **CPP Scorecard** - performance across a suite of key performance indicators.
2. **At a Glance** - data about those currently looked after in Wiltshire, those starting to be looked after in the year, and those young people who have since left care.
3. **Data Spotlight** - a deeper look at the data around a specific area of Wiltshire's parenting responsibilities.

### CPP Scorecard Explained

The scorecard aims to provide a balanced view of performance across the range of responsibilities Wiltshire has as a corporate parent. It has been designed with the following principles in mind.

- Provide a single view of key indicators.
- Report data that's important to report, not just data that has always been reported.
- Report the latest data available.
- Provide data that can be compared with previous time periods and, where possible, other similar local authorities.
- Provide the data in a format which is as accessible as possible, grouping indicators wherever possible.

The following section explains some of the terminology and logic applied to specific columns within the scorecard itself.

#### How Reported

This describes how the data is being reported for performance.

SS	Snapshot of current data at the end of previous month
R12M	12 month period up to the end of previous month.
YTD	Year to date performance from April of this Financial year to end previous month.
FY	Financial Year
AC	Academic Year
Q	Last completed quarter of current financial year.

**Caution** Year to date figures, particularly early on in the new financial or academic year can be based on small numbers and can make the percentage less reliable.

#### RAG Ratings

<b>Red</b>	Performance is 10% or more below the low threshold of the expected range
<b>Amber</b>	Performance is within 10% of the low threshold of expected range
<b>Green</b>	Performance is above low threshold of expected range.

#### Comparisons

<b>One month ago</b>	Performance as it was the month before for SS, YTD, and R12M.
<b>One year ago</b>	Performance at same point, a year ago, or the last published data where data for similar councils.
<b>Similar Councils</b>	The latest average performance of 10 Local authorities statistically similar to Wiltshire.

CPP Scorecard

Domain	Indicator	How reported?	Latest Data	What does good look like?
Health & Wellbeing	% of CLA with a health assessment in last 12 months	FY	2020/21	High
	% of CLA with a dental check in last 12 months	FY	2020/21	High
	% of CLA with up to date immunisations	FY	2020/21	High
	% of Initial Health Assessments completed within 28 days (VC BSW Scorecard - In County Only)	YTD	Apr 21 - Nov 21	High
	% of Review Health Assessment caseload which is up to date (VC BSW Scorecard - In County Only)	SS	Nov-21	High
	% of scored SDQs with an overall SDQ score of high (17-19) or very high (>=20)	SS	Dec-21	Low
	% of current CLA accessing Tier 2 or Tier 3 CAMHS Support	SS	-	-
	Number of current CLA receiving MOTIV8 treatment	Q	Jul 21 - Sep 21	-
	Safety & Security	% of CLA with a missing episode	YTD	Apr 21 - Nov 21
Average number of missing incidents per CLA		YTD	Apr 21 - Nov 21	Low
% of CLA aged 12 years and over with CSE screening in last 12 months		SS	Dec-21	High
% of CSE screenings completed on CLA resulting in Child identified as At risk or CSE		R12M	Jan 21 - Dec 21	-
% of CLA open to Youth Offending Service		SS	Nov-21	Low
Number of Youth Offending Cases committing a proven offence whilst CLA		Q	Jul 21 - Sep 21	Low
Stability & Permanence	% of placements ending due to child's behaviour	YTD	Apr 21 - Nov 21	Low
	Avg time between becoming looked after and moving in with their adoptive family (A10)	YTD	2019-22	Low
	Avg time between placement order being granted and being matched to a family (A2)	YTD	2019-22	Low
	% of looked after children with 3 or more placement moves in last 12 months	R12M	Dec 20 - Nov 21	Low
	% of children looked after for more than 2.5 years and in placement for at least 2 years	SS	Nov-21	High
	% of fostered children in long term placements (U1/U4/U5)	SS	Dec-21	High
	% looked after children placed more than 20 miles from home (exc UASC)	SS	Nov-21	Low
	Number of looked after children made subject to an SGO	YTD	Nov-21	High
Number of looked after children adopted	YTD	Nov-21	High	
Timely & Consistent Support	% of CLA reviews in time	YTD	Apr 21 - Nov 21	High
	% Statutory Visits to looked after children in Time	Q	Jul 21 - Sep 21	High
	% CLA for 18 months with same social worker for 12 months	SS	Dec-21	High
	% CLA for 18 months with same IRO for 12 months	SS	Dec-21	High
Education	% of CLA looked after with an EHCP Plan (All CLA Stat School Age)	AY21-22	Term 2	-
	% of Personal Education Plans reviewed within statutory timescales (All CLA Stat School Age)	AY21-22	Term 2	High
	% of CLA with Fixed Term Exclusion in Academic Year (All CLA Stat School Age)	AY21-22	Term 2	Low
	% of CLA with Permanent Exclusion in Current Academic Year (All CLA Stat School Age)	AY21-22	Term 2	Low
	% of Early Years Foundation Stage pupils achieving a Good Level of Development (GLD) (CLA 12 months)	AY	2020-21	High
	% of Y1 pupils achieving the expected standard in the statutory phonics screening check (CLA 12 months)	AY	2021-22	High
	% of pupils achieving the end of KS1 expected standard in reading, writing and maths (CLA 12 months)	AY	2020-21	High
	% of pupils achieving the end of KS2 expected standard in reading, writing and maths (CLA 12 months)	AY	2020-21	High
	Average Attainment 8 score for KS4 pupils (CLA 12 months)	AY	2020-21	High
	Average Progress 8 score for KS4 pupils (CLA 12 months)	AY	2020-21	High
	% of KS4 pupils achieving GCSE Grade 4 or higher in English and maths (CLA 12 months)	AY	2020-21	High

Expected Range		Latest Data and RAG Rating	Behind the %	
Low	High		Actual	Possible
95%	100%	94%	307	327
95%	100%	42%	138	327
95%	100%	89%	291	327
80%	90%	56%	43	77
75%	85%	88%	289	327
		45.8%	65	142
		NYA		
-	-	3		
0%	10%	9.4%	49	523
0	5	3.8	-	-
75%	85%	82%	216	264
-	-	18.2%	26	143
0%	3%	1.8%	8	435
-	-	2	-	-
0%	10%	24%	36	149
290	370	406	-	-
150	170	143	-	-
7%	10%	7.6%	33	433
75%	82%	78.1%	121	155
40%	60%	42.0%	142	338
30%	40%	35.5%	140	394
-	-	17	-	-
27	32	15	-	-
93%	98%	94.7%	392	414
90%	95%	92.4%	1438	1557
45%	55%	51%	142	278
90%	95%	84.5%	235	278
-	-	37.3%	104	279
95%	100%	98.9%	276	279
2%	12%	7.9%	22	279
0%	0.1%	0%	0	279
48%	72%	50%	5	10
64%	82%	60.0%	3	5
38%	63%	20%	1	5
37%	65%	39.1%	9	23
19.1	44.6	24		
-1.23	-0.07	NA		
18%	70%	15.4%	6	39

One Month Ago		One Year Ago		Similar Councils	
Data	Latest is better, worse or same	Data	Latest is better, worse or same	Data	Latest is better, worse or same
-	-	96%	W	86%	B
-	-	89%	W	36%	B
-	-	94%	W	83%	B
56%	B	93%	W	-	-
90%	W	85%	B	-	-
46%	B	46.5%	B	41%	W
3	-	5	-	-	-
8.0%	W	8%	W	10%	B
3.9	B	3.2	W	5.41	B
84%	W	46.6%	B	-	-
18.2%	-	17.5%	-	-	-
2.3%	B	-	-	-	-
5	B	3	B	-	-
23%	W	6%	W	-	-
406	S	354	W	333	W
143	S	128	W	172	B
7.4%	W	7.4%	W	11.0%	B
78.9%	W	77.6%	B	70.0%	B
41.2%	B	45.2%	W	-	-
36.6%	B	37.7%	B	33.0%	W
17	S	17	S	-	-
15	S	19	W	-	-
94.6%	B	97.7%	W	-	-
-	-	96.4%	W	-	-
48.6%	B	53.6%	W	-	-
85.0%	W	99.7%	W	-	-
37.4%	-	39.6%	-	27.2%	-
100.0%	W	100%	W	-	-
11.6%	B	10.2%	B	12.8%	B
0.0%	S	0%	S	0.05%	B
-	-	-	-	48%	B
-	-	67.0%	W	64%	W
-	-	33.0%	W	38%	W
-	-	26.3%	B	37%	B
-	-	24	S	19.1	B
-	-	-	-	-1.23	B
-	-	29.50%	W	18%	W

CPP Scorecard

Domain	Indicator	How reported?	Latest Data	What does good look like?	Expected Range		Latest Data and RAG Rating	Behind the %		One Month Ago		One Year Ago		Similar Councils	
					Low	High		Actual	Possible	Data	Latest is better, worse or same	Data	Latest is better, worse or same	Data	Latest is better, worse or same
Fostering	Number of new foster carer approvals - Mainstream	YTD	Apr 21 - Dec 21	High	30	33	19	-	-	19	S	21	W	-	-
	Number of new foster carer approvals - Connected	YTD	Apr 21 - Dec 21	High	-	-	9	-	-	8	B	24	W	-	-
	Current foster carers - Mainstream	SS	Nov-21	High	-	-	134	-	-	136	W	130	B	-	-
	Current foster carers - Connected (inc temp approved)	SS	Nov-21	-	-	-	35	-	-	42	-	44	-	-	-
	% CLA fostered in house provision (inc Connected)	SS	Nov-21	High	45%	55%	53.4%	230	431	53.8%	W	49.8%	B	49%	B
	% CLA fostered in IFAs	SS	Nov-21	Low	26%	28%	24.1%	104	431	25%	B	29%	B	-	-
	Number of foster carer deregistrations - Mainstream	YTD	Apr 21 - Dec 21	Low	-	-	19	-	-	17	W	11	W	-	-
	Number of foster carer deregistrations - Connected	YTD	Apr 21 - Dec 21	Low	-	-	13	-	-	13	S	11	W	-	-
Care leavers	% Care leavers aged 17-18 we are in touch with (Ofsted List 9)	SS	Dec-21	High	95%	100%	87.5%	56	64	90%	W	87%	B	92%	W
	% Care leavers aged 19-21 we are in touch with (Ofsted List 9)	SS	Dec-21	High	95%	100%	98%	180	184	91%	B	100%	W	89%	B
	% Care leavers where contact recorded in last 3 months (Ofsted List 9)	SS	Dec-21	High	90%	95%	86.5%	230	266	89%	W	95%	W	-	-
	% Care leavers in EET (17-18) - Latest Contact (Ofsted List 9)	SS	Dec-21	High	60%	70%	57.8%	37	64	60%	W	64%	W	59%	W
	% Care leavers in EET (19-21) - Latest Contact (Ofsted List 9)	SS	Dec-21	High	50%	60%	65%	120	184	66%	W	58%	B	48%	B
	% Care leavers in Suitable Accommodation (17-18) (Ofsted List 9)	SS	Dec-21	High	85%	90%	84.4%	54	64	85%	W	83%	B	90%	W
	% Care leavers in Suitable Accommodation(19-21) (Ofsted List 9)	SS	Dec-21	High	85%	90%	95%	173	182	97%	W	97%	W	87%	B
	% Care leavers with a Pathway Plan updated in the last 6 months	SS	Dec-21	High	75%	85%	64%	195	303	73%	W	80%	W	-	-
Child's Voice	% of CLA with missing episodes offered return interviews	YTD	Apr 21 - Nov 21	High	90%	95%	80.1%	149	186	82%	W	99%	W	-	-
	% of CLA offered return interviews accepting them	YTD	Apr 21 - Nov 21	High	80%	90%	81%	120	149	81%	W	70%	B	-	-
	Referrals to Independent Visitor Scheme for CLA	YTD	Apr 21 - Dec 21	High	-	-	24	-	-	24	S	22	B	-	-
	Matches to Independent Visitor for CLA	YTD	Apr 21 - Dec 21	High	-	-	22	-	-	18	B	10	B	-	-
	Mind of My Own One App: Average young people statements per month	YTD	Apr 21 - Dec 21	High	-	-	28.1	-	-	28.4	W	4.5	B	-	-
	Mind of My Own One App: Average worker statements per month	YTD	Apr 21 - Dec 21	High	-	-	41.5	-	-	38.25	B	7.1	B	-	-
	Annual foster carer reviews	SS	Nov-21	High	95%	100%	100%	-	-	97%	B	99%	B	-	-
	Number of CLA referred for Advocacy	YTD	NYA	-	-	-	NYA	-	-	-	-	-	-	-	-
	Number of CLA accepted for Advocacy	YTD	NYA	-	-	-	NYA	-	-	-	-	-	-	-	-
	Number of CLA and young people attending CIC council meetings (unique attendance in month)	SS	Dec-21	High	-	-	5	-	-	7	W	4	B	-	-
	% of reviews the child has participated in (not DfE measure)	YTD	Apr 21 - Nov 21	High	90%	100%	93.5%	473	506	93.1%	B	96%	W	-	-

## CLA Caseload Breakdown

Category	Measure	What does good look like?	End Nov 2021	31st March 2020-21	31st March 2019-20	Similar councils (2020-21)
Total	Number of CLA per 10,000		431	424	458	-
Rate	Rate of CLA per 10,000		40.6	40.0	43.3	59
Gender	% Male		54%	54%	54%	56%
Gender	% Female		46%	46%	46%	44%
Age	% Under 1		6%	4%	6%	4%
Age	% 1 - 4		9%	10%	10%	13%
Age	% 5 - 9		14%	15%	15%	18%
Age	% 10 - 15		45%	44%	43%	40%
Age	% 16+		25%	27%	27%	25%
Ethnicity	% White		77%	84%	85%	84%
Ethnicity	% Mixed		4%	4%	4%	8%
Ethnicity	% Asian or Asian British		2%	2%	1%	3%
Ethnicity	% Black or Black British		4%	2%	3%	3%
Ethnicity	% Other ethnic groups		5%	3%	5%	2%
Ethnicity	% Other (Unborn/Refused)		8%	4%	3%	2%
Legal Status	% Full Care Orders	Higher	58%	61%	56%	59%
Legal Status	% Interim Care Orders	Lower	15%	10%	11%	17%
Legal Status	% Section 20	Lower	23%	22%	25%	18%
Legal Status	% Section 20 more than 1 year	Lower	13%	-	-	-
Legal Status	% Placement Order		4%	7%	8%	7%
Legal Status	% Other		0%	0%	0	0%
Placement	% placed in foster care	Higher	78%	79%	75%	71%
Placement	% placed for adoption	Higher	2%	4%	5%	3%
Placement	% placement with parents		2%	2%	3%	4%
Placement	% placed at other community placement		7%	5%	7%	2%
Placement	% placed in Children's homes, secure units and hostels	Lower	10%	9%	9%	18%
Placement	% placed in other residential settings		1%	0%	1%	3%
Placement	% placed in residential schools		0%	0%	0%	0%
Placement	% placed in other placements		0%	0%	0%	0%
UASC	% Unaccompanied Asylum Seeking Children		5%	4%	5%	4%

## CLA Starts Breakdown

Category	Measure	End Nov 21	2020-21	2019-20	Similar councils (2020-21)
Total	Number starting to be CLA (no duplicates)	102	131	171	-
Rate	Children starting to be CLA per 10,000	14	12.4	16.2	21.0
Gender	% Male	59%	56%	54%	55%
Gender	% Female	41%	43%	44%	45%
Age	% Under 1	27%	23%	23%	19%
Age	% 1 - 4	14%	18%	19%	18%
Age	% 5 - 9	17%	21%	20%	17%
Age	% 10 - 15	26%	27%	25%	25%
Age	% 16+	16%	11%	13%	21%
Need	Abuse or neglect	73%	82%	69%	57%
Need	Child's disability	1%	0%	2%	4%
Need	Parents illness or disability	0%	0%	1%	3%
Need	Family in acute stress	8%	4%	8%	9%
Need	Family dysfunction	4%	5%	9%	19%
Need	Socially unacceptable behaviour	0%	0%	1%	1%
Need	Low income	0%	0%	0%	0%
Need	Absent parenting	15%	9%	11%	11%
Legal Status	% Full Care Orders	1%	6%	3%	2%
Legal Status	% Interim Care Orders	29%	31%	43%	36%
Legal Status	% Section 20	65%	52%	48%	50%
Legal Status	% Placement Order	0%	2%	0%	0%
Legal Status	% Detained on child protection grounds	5%	9%	3%	12%
Legal Status	% Youth Justice legal statuses	0%	0%	3%	0%

## Care Leavers Caseload Breakdown

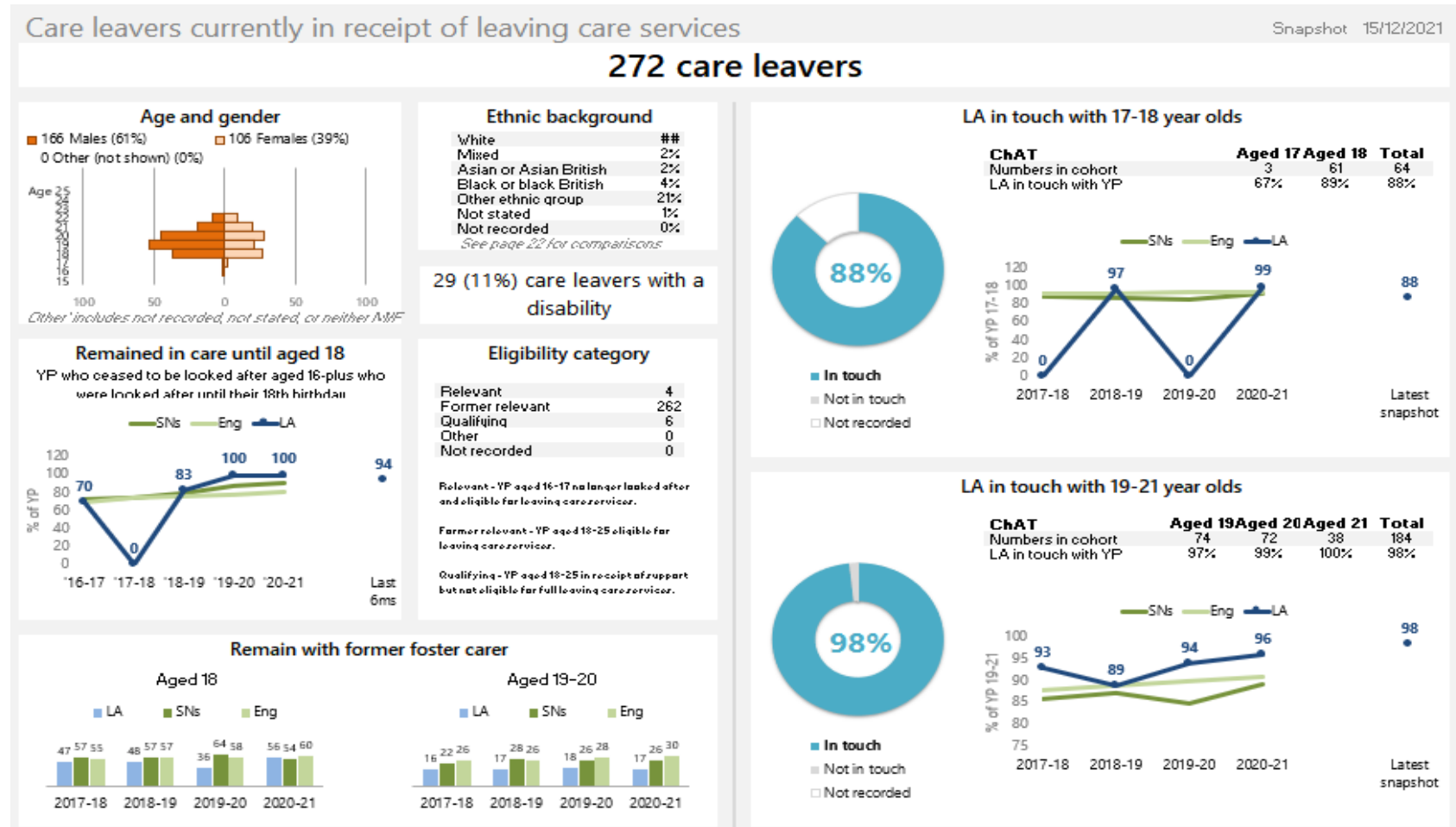
Total	Care leavers	311	299	255	n/a
Eligibility	% Relevant	1%	1%	2%	n/a
Eligibility	% Former Relevant	96%	97%	96%	n/a
Eligibility	% Qualifying	2%	2%	2%	n/a
Age	% 16 - 18	22%	25%	31%	n/a
Age	% 19 - 20	47%	47%	46%	n/a
Age	% 21+	32%	28%	22%	n/a
Gender	% Male	61%	60%	58%	n/a
Gender	% Female	39%	40%	42%	n/a
UASC	% Former UASC	19%	20%	n/a	n/a

# Data Spotlight

## Care leaver extracts from December's Children's Services Analysis Tool (ChAT)

NB: Care leavers aged under 22 at end of previous year

Page 16

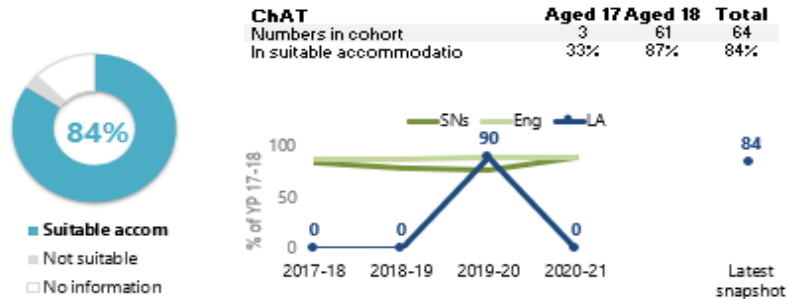




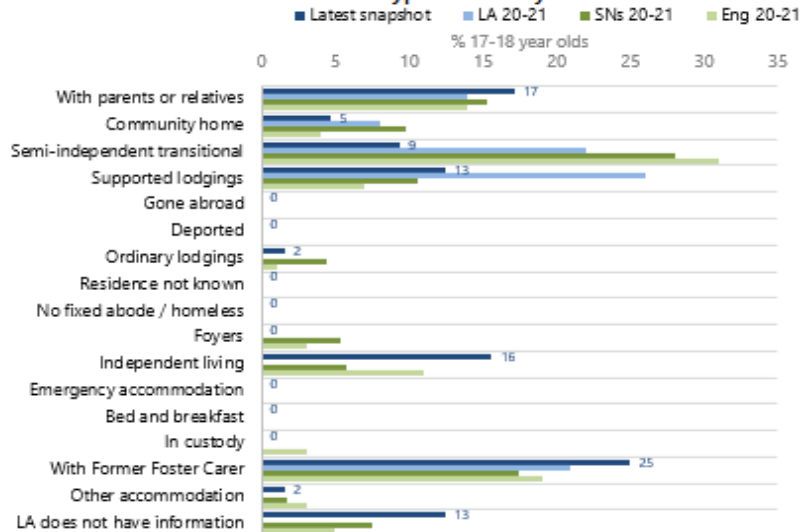
# Care leavers accommodation suitability and type

Snapshot 15/12/2021

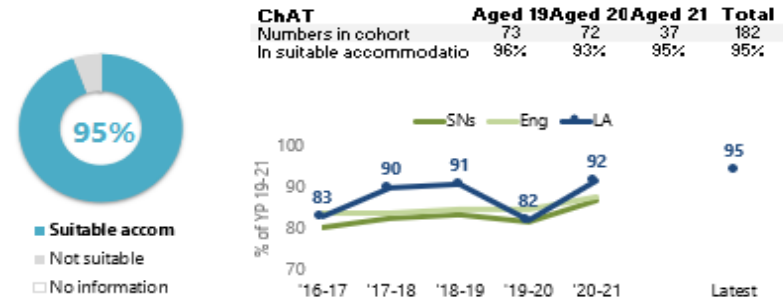
## Accommodation suitability of 17-18 year olds



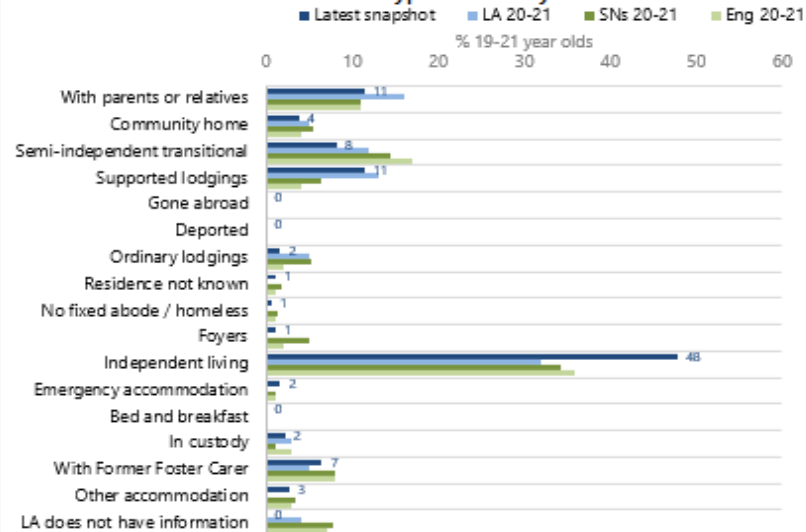
## Accommodation types of 17-18 year olds



## Accommodation suitability of 19-21 year olds



## Accommodation types of 19-21 year olds



# Care leavers activity (Education, Employment, or Training)

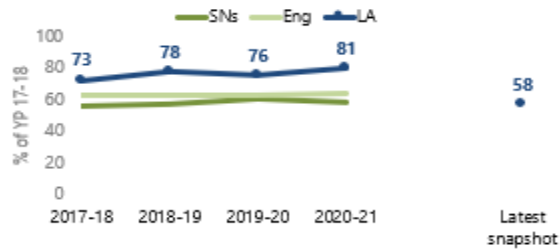
Snapshot 15/12/2021

## Education, Employment, or Training (EET) of 17-18 year olds

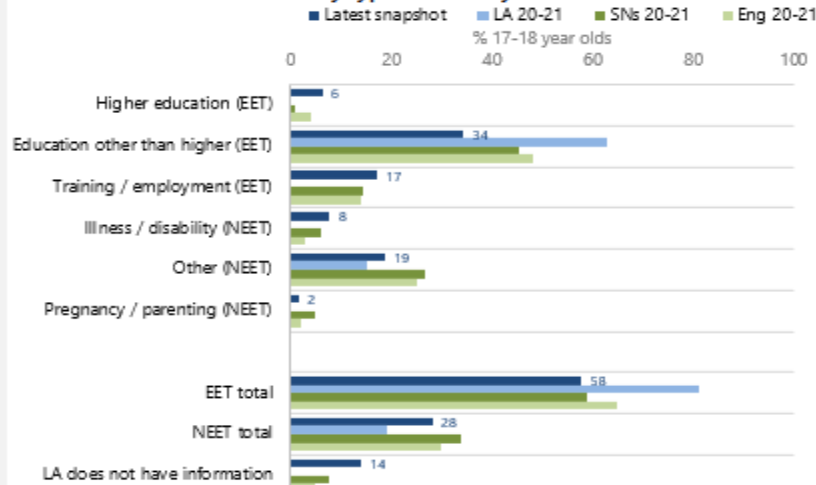
ChAT	Aged 17	Aged 18	Total
Numbers in cohort	3	61	64
In EET	0%	61%	58%



■ YP in EET ■ NEET  
□ No info

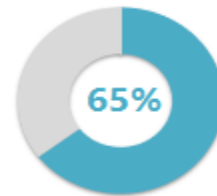


### Activity types of 17-18 year olds

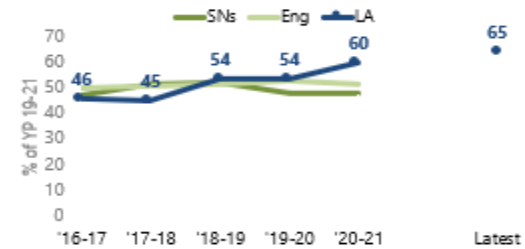


## Education, Employment, or Training (EET) of 19-21 year olds

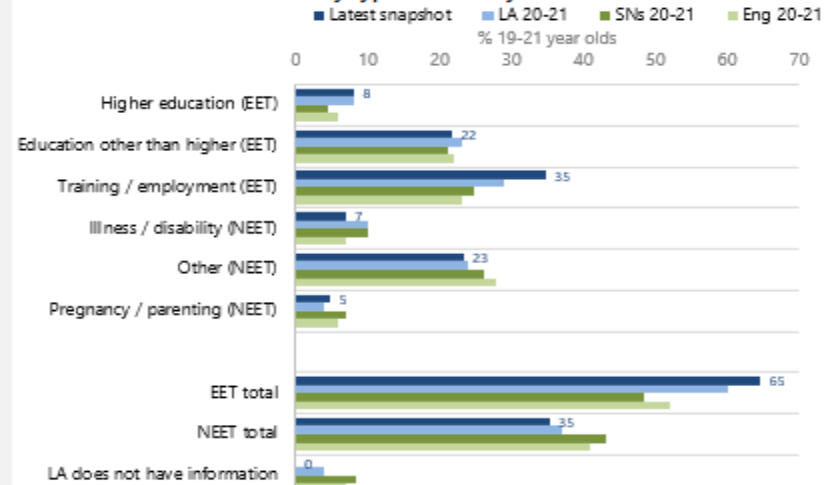
ChAT	Aged 19	Aged 20	Aged 21	Total
Numbers in cohort	74	72	38	184
In EET	68%	68%	53%	65%



■ YP in EET ■ NEET  
□ No info



### Activity types of 19-21 year olds



## Appendix 2

Dear A,

I hope you and J are well and you are enjoying being in year 10. I really enjoyed spending the day with you in Longleat in August, it was great fun, but I must say my favourite part was our sing-a-long to the radio on the way home!

Before the Summer you kindly agreed to work with myself and a lady called Mary who is a Councillor for Wiltshire on one of the things (there are 8 in total) we want to make better for you and all our children in care is

### ***A loving home where I have good relationships, respect, and the opportunity to see my family.***

I thought I would write to you to tell you about all the things we are doing to improve the care we give you.

**A loving home** – We are spending a lot of money on a project called ‘Fostering Excellence’ which is finding lots of new foster carers in Wiltshire. We are working hard to make sure that they are kind, caring and safe adults who will take great care of our children. We are also making sure they receive a lot of training, so they have a good understanding of what our children need. All our foster carers have their own Social Worker like you do, whose job it is to make sure they continue to be the best carers they can be. Not all our looked after children live with Wiltshire foster carers and some, like you, live with foster carers from independent fostering agencies. This is so that we can have a greater number of foster carers who can care for lots of different children. Because we know that not all children can live in a family, we also have a team called the Commissioning Team, whose job it is to make sure we have a range of different places where children can live including residential children’s homes. For older children and young adults, we also have supported accommodation where they live alone but have support from staff with things like shopping, cooking, and budgeting.

**Good relationships** – It is really important to us that all foster carers and staff who work with children have a good relationship with them so they can talk to them about anything including their wishes and feelings about now and what they want to happen in the future. Foster carers and all of our staff who work with children receive lots of the training and support to help them understand what children need and what they are trying to tell us through their behaviour. There are also lots of meetings to make sure children are doing the best that they can, you will know about some of these as you will also go to them and be asked your views at them. These include children looked after review meetings and PEP meetings (personal education plans) which you will have at school.

**Respect** – We want all carers and staff to listen to children and show them respect. We have introduced something called Mind of My Own. This is an amazing app on a phone, laptop, or other electrical device that you can use to say how you are feeling, what support you need and tell your Social Worker about the things that are important to you including anything that is worrying you or some fantastic news that you can’t wait to share. I hope you already have Mind of My Own but if you don’t, please let me know and I can make sure that you get it. We also have a Children in Care Council that you are already a member of. It meets to do fun things as well as to talk about what it is like living where you do, what is going well, what is not going so well and what we can do to make things better. Some children also have an Independent Visitor who visits them monthly. They do not work for the council but are ordinary people who are an adult friend who you can have fun with and talk to about any worries or problems. If you would like an Independent Visitor, please talk to Ashlynn your Social Worker, or let me know.

**Opportunity to see my family** – We know this is very important to most children in care and we have a duty to make sure there is family time between them and their loved ones. Sometimes contact with family and friends cannot happen for some of the children we care for, when this happens the reason why will be explained to them. We regularly talk to children about who is important to them to stay in touch with and who to see. Sometimes a child spending time with family will need to have a worker present, sometimes their foster carer can go with them and sometimes children can spend time with family alone. We also have a Specialist assessment, Intervention and Family Time team (SAIFT) which has Family Time workers who support children to see their family in one of our three resource centres in Devizes, Salisbury, and Trowbridge. We will always try to make sure that children see their family as often as possible and at times to suit them and that they speak to them in between these times. We will also regularly check with children what their wishes and feelings are about how family time is going for example is it too often, too long, not often enough, not long enough.

From your involvement with the CICC, I hope that you already know how important it is that we hear what you and our children in care think about what we do with them. Thank you so much for reading this letter A, I would now really like to hear your thoughts and feelings about what I have said. It is up to you how you would like to respond to me and do this. You could write back to me; we could do a Zoom call, or I could come and see you at home if you prefer. I will leave it with you to think about and when you have decided if you could tell J she will let me know and we can make the arrangements.

Take care and thanks again  
*Michele.*

## **Response from A received 5.1.22**

*In my opinion I think it's good for young people in care to see as much of their biological family (if their social worker thinks that it is safe to do so and the young person wants to) and loved ones as you never know how much time you have left with them. I also think that MoMo [Mind of My Own] is a good way for social workers or carers to see what is going through their young person or foster child's mind. I think that it is kind that carers give their young people money to buy what they want when they are out with their friends. It's also a good thing for the young people to know that they have a family that will help them with their homework and seeing their own family and loved ones.*

*In my experience of being in foster care for almost 3 years, my forever placement carers have been very good at making sure I have regular contact with my family and friends and welcoming me into their own families and helping me with my school work and making sure I have somewhere that I can relax and focus on my homework and any extra revision for any upcoming exams and tests. They have also been making sure that I have everything that I need and healthy food in my diet because before I moved in with (names of carers) I would live of burgers and any other junk food you can think of.*

*Thanks for reading my reply*

*Yours sincerely,*

A 😊